


Lacing Instructions for Double Weave-Double Flexible Eye Lace Up Grip




Single weave grips should be laced with single strand lacing.



Double weave grips should be laced with double strand lacing.



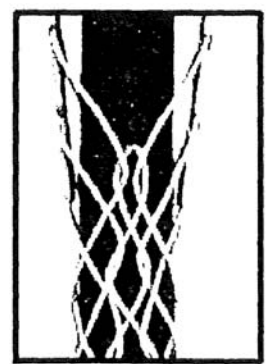
Start lacing at the lead or anchoring end of the grip. Thread the lacing through the first two loops of the split and pull through until the laces are centered at this point.



Lace as you would your shoe, crossing the laces before lacing the next two loops.



Do not pull the lacing too tight. Leave a space between adjoining loops approximately equal to the width of one diamond of mesh.



Next twist the lacing strands tightly together at the tail end of the grip.

Finally, wrap the ends of the lacing once or twice around the tail of the grip tightly, twisting the ends together securely.

Any excess lace can now be cut off.