


GMP Tornado Configuration for Cable Blowing

Let our "Cable Blowing Experts" tailor your configuration. Call our Hotline at **1-800-345-6009** for any questions.

Locator	Description	Qty needed
(A)	Duct Clamp	1 (2 halves)
(B)	Duct Seal	1 (2 halves)
(C)	Cable Collet	1 or 2 (2 halves) <i>see note 3</i>
(D)	Cable Guide	0 or 1 (2 halves) <i>see note 3</i>
(E)	Cable Seals	1 (pkg of 10)
(F)	Cable Seal Plug	1 unit


In order to configure your Tornado to work with your specific cable requirements you must select items below that match your duct and cable size.



How to specify the collets and seals to match your cable and duct size .

1. Select one (1) Duct Clamp (locator A) that represents the **inside diameter** of the duct that you're using.
2. Select one (1) Duct Seal (locator B) that represents the **inside diameter** of the duct that you're using.
3. Select the Cable Collet (locator C). Always use a Cable Collet on the cable exit side.
If you use either 6-9 mm or 9-12 mm cable, use a Cable Guide (locator D) on the cable in feed side, for anything larger than these sizes, use a Cable Collet on the in feed side.
4. Select the Cable Seals (locator E) that match your cable size.
5. Select one (1) Cable Seal Plug (locator F) that match your cable size.

(Loc A) DUCT CLAMPS (.75-2.00") (I.D.)

89033	DUCT CLAMP 3/4"	
89021	DUCT CLAMP 1"	
89041	DUCT CLAMP 1.25"	
89061	DUCT CLAMP 1.50"	
89071	DUCT CLAMP 2"	

(Loc B) DUCT SEALS (.75-2.00") (I.D.)


89034	DUCT SEAL 3/4"	
89022	DUCT SEAL 1"	
89042	DUCT SEAL 1.25"	
89062	DUCT SEAL 1.50"	
89072	DUCT SEAL 2"	

(Loc C & D) CABLE COLLETS (6-28 MM) & GUIDES (6-12 MM)


89081	6-9 MM (.23 - .35") (1 Collet REQ) (exit side)	Collet & guide used together for this size cable
89082	6-9 MM (.23 - .35") (1 Guide REQ) (in feed side)	
89083	9-12 MM (.35 - .47") (1 Collet REQ) (exit side)	Collet & guide used together for this size cable
89084	9-12 MM (.35 - .47") (1 Guide REQ) (in feed side)	
89091	12-16 MM (.47 - .63") (2 Collets REQ)	Same collet used on both in feed and exit side
89092	16-20 MM (.63 - .79") (2 Collets REQ)	
89101	20-24 MM (.79 - .95") (2 Collets REQ)	
89102	24-28 MM (.95 - 1.10") (2 Collets REQ)	



(Loc E) CABLE SEALS (6-28 MM)

89085	6-7.5 MM (.23 - .29") 10/PK	
89086	7.5-9 MM (.29 - .35") 10/PK	
89087	9-10.5 MM (.35 - .41") 10/PK	
89088	10.5-12 MM (.41 - .47") 10/PK	
89093	12-14 MM (.47 - .55") 10/PK	
89094	14-16 MM (.55 - .63") 10/PK	
89095	16-18 MM (.63 - .71") 10/PK	
89096	18-20 MM (.71 - .79") 10/PK	
89103	20-22 MM (.79 - .87") 10/PK	
89104	22-24 MM (.87 - .95") 10/PK	
89105	24-26 MM (.95 - 1.02") 10/PK	
89106	26-28 MM (1.02 - 1.10") 10/PK	

(Loc F) CABLE SEAL PLUGS (6-28 MM)

89125	6-7.5 MM (.23 - .29")	
89126	7.5-9 MM (.29 - .35")	
89127	9-10.5 MM (.35 - .41")	
89128	10.5-12 MM (.41 - .47")	
89129	12-14 MM (.47 - .55")	
89130	14-16 MM (.55 - .63")	
89131	16-18 MM (.63 - .71")	
89132	18-20 MM (.71 - .79")	
89133	20-22 MM (.79 - .87")	
89134	22-24 MM (.87 - .94")	
89135	24-26 MM (.94 - 1.02")	
89136	26-28 MM (1.02 - 1.10")	