



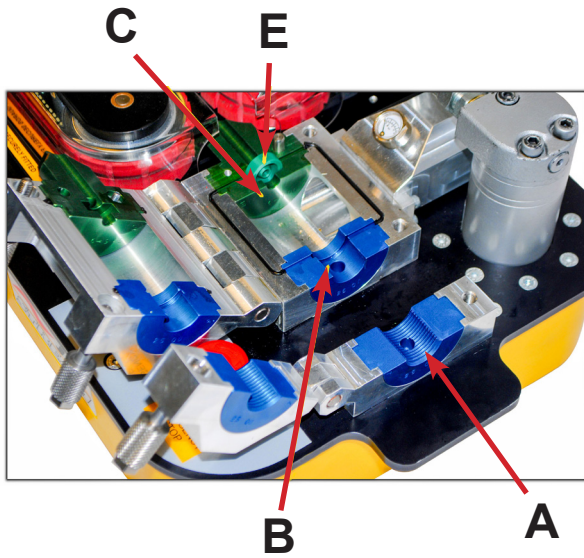
# GMP JETSTREAM CONFIGURATION FOR CABLE BLOWING

MAX PLUS

LOCATOR	DESCRIPTION	QTY NEEDED	
A	DUCT CLAMP	1 (2 halves)	In order to configure your Jetstream to work with your specific cable requirements you must select items that match your duct and cable size. Additional duct clamp and duct seal sizes are available upon request.
B	DUCT SEAL	1 (2 halves)	
C	CABLE COLLET	1 (2 halves)	
D	CABLE GUIDE INSERT	1 (2 halves)	
E	CABLE SEALS	1 (pkg of 10)	
F	CABLE SEAL PLUG	1 unit	

**How to specify the collets and seals to match your cable and duct size**  
**Note: Cables 6-20mm utilize the standard belts. Cables 4-16mm require optional belts (P/N) 89214**

1. Select one (1) Duct Clamp (locator A) that represents the size of the duct that you're using.
2. Select one (1) Duct Seal (locator B) that represents the size of the duct that you're using.
3. Select the Cable Collet (locator C) that matches the cable's size.
4. Select the cable guide insert (Locator D) that matches the cable's size
5. Select the Cable Seals (locator E) that matches your cable's size
6. Select one (1) Cable Seal Plug (locator F) that matches your cable size.



LOCATION A

LOCATION B

LOCATION C&D

LOCATION E

P/N	COMPONENT			
<b>DUCT CLAMPS (.75-1.50)</b>				
CHOOSE ONE SIZE CLAMP BELOW FOR STANDARD JETSTREAM				
89960	DUCT CLAMP 3/4"	1	AVAILABLE NON-STANDARD SIZES - NOT PART OF MAX	
89961	DUCT CLAMP 1"	1		
89962	DUCT CLAMP 1.25"	1		
89963	DUCT CLAMP 1.50"	1		
89905	DUCT CLAMP 14mm	1		
89908	DUCT CLAMP 10mm	1		
89959	DUCT CLAMP 12.7mm	1		
89964	DUCT CLAMP 12mm	1		
89965	DUCT CLAMP 16mm	1		
89966	DUCT CLAMP 18mm	1		
89958	DUCT CLAMP 22mm	1	AVAILABLE NON-STANDARD SIZES - NOT PART OF MAX	
89967	DUCT CLAMP 25mm	1		
89968	DUCT CLAMP 32mm	1		
89969	DUCT CLAMP 40mm	1		
89970	DUCT CLAMP 50mm	1		
<b>DUCT SEALS (.75-1.50)</b>				
CHOOSE ONE SIZE DUCT SEAL BELOW FOR STANDARD JETSTREAM				
89972	DUCT SEAL 3/4"	1		AVAILABLE NON-STANDARD SIZES - NOT PART OF MAX
89973	DUCT SEAL 1"	1		
89974	DUCT SEAL 1.25"	1		
89975	DUCT SEAL 1.50"	1		
89906	DUCT SEAL 14mm	1		
89909	DUCT SEAL 10mm	1		
89983	DUCT SEAL 12.7mm	1		
89976	DUCT SEAL 12mm	1		
89977	DUCT SEAL 16mm	1		
89978	DUCT SEAL 18mm	1		
89971	DUCT SEAL 22mm	1	AVAILABLE NON-STANDARD SIZES - NOT PART OF MAX	
89979	DUCT SEAL 25mm	1		
89980	DUCT SEAL 32mm	1		
89981	DUCT SEAL 40mm	1		
89982	DUCT SEAL 50mm	1		
<b>CABLE COLLET ASSYS. (4-20mm)</b>				
CHOOSE ONE SIZE CABLE COLLETS BELOW FOR STANDARD JETSTREAM				
89890	4-6 MM (.16 - .23")	1		AVAILABLE NON-STANDARD SIZES - NOT PART OF MAX
89891	6-9 MM (.23 - .35")	1		
89892	9-12 MM (.35 - .47")	1		
89893	12-16 MM (.47 - .63")	1		
89894	16-20 MM (.63 - .79")	1		
<b>CABLE SEALS (4-20mm)</b>				
CHOOSE ONE SIZE CABLE SEAL BELOW FOR STANDARD JETSTREAM				
89089	4-5 MM (.16 - .20") 10/PK	1	AVAILABLE NON-STANDARD SIZES - NOT PART OF MAX	
89090	5-6 MM (.20 - .23") 10/PK	1		
89085	6-7.5 MM (.23 - .29") 10/PK	1		
89086	7.5-9 MM (.29 - .35") 10/PK	1		
89087	9-10.5 MM (.35 - .41") 10/PK	1		
89088	10.5-12 MM (.41 - .47") 10/PK	1		
89093	3 12-14 MM (.47 - .55") 10/PK	1		
89094	14-16 MM (.55 - .63") 10/PK	1		
89095	16-18 MM (.63 - .71") 10/PK	1		
89096	18-20 MM (.71 - .79") 10/PK	1		
<b>CABLE SEAL PLUGS (4-20mm)</b>				
CHOOSE ONE SIZE CABLE SEAL PLUG BELOW FOR STANDARD JETSTREAM				
89123	4-5 MM (.16 - .20")	1	AVAILABLE NON-STANDARD SIZES - NOT PART OF MAX	
89124	5-6 MM (.20 - .23")	1		
89125	6-7.5 MM (.23 - .29")	1		
89126	7.5-9 MM (.29 - .35")	1		
89127	9-10.5 MM (.35 - .41")	1		
89128	10.5-12 MM (.41 - .47")	1		
89129	3 12-14 MM (.47 - .55")	1		
89130	14-16 MM (.55 - .63")	1		
89131	16-18 MM (.63 - .71")	1		
89132	18-20 MM (.71 - .79")	1		
<b>EXTRAS</b>				
33772	CABLE DRIVE BELT 6-20mm		AVAILABLE NON-STANDARD SIZES - NOT PART OF MAX	
89214	OPTION BELT 4-16MM CABLE	2		